





Comparison chart - Sky Trak & Mevo+			
Launch Monitor	SkyTrak	Mevo+	Mevo+ Pro Package
Price (€, at time of publishing)	1795	€2375 - 3919	€2375 - 3919
			
Position in the Sim	Floor	Floor	Floor
Distance from Tee	About 12" to the right or left of tee	8' BEHIND tee	8' BEHIND tee
	Link to purchase	Link to purchase	Link to purchase
Club Speed	<input checked="" type="checkbox"/>	<input checked="" type="checkbox"/>	<input checked="" type="checkbox"/>
Smash Factor	<input type="checkbox"/>	<input checked="" type="checkbox"/>	<input checked="" type="checkbox"/>
Club Path	<input type="checkbox"/>	<input type="checkbox"/>	<input checked="" type="checkbox"/>
Club Face to Path	<input type="checkbox"/>	<input type="checkbox"/>	<input checked="" type="checkbox"/>
Angle of Attack	<input type="checkbox"/>	<input checked="" type="checkbox"/>	<input checked="" type="checkbox"/>
Club Face Angle	<input type="checkbox"/>	<input type="checkbox"/>	<input type="checkbox"/>
Club Face to Target	<input type="checkbox"/>	<input type="checkbox"/>	<input checked="" type="checkbox"/>
Club Lie Angle	<input type="checkbox"/>	<input type="checkbox"/>	<input type="checkbox"/>
Club Loft Angle	<input type="checkbox"/>	<input type="checkbox"/>	<input type="checkbox"/>
Vertical Impact Point	<input type="checkbox"/>	<input type="checkbox"/>	<input checked="" type="checkbox"/>
Horizontal Impact Point	<input type="checkbox"/>	<input type="checkbox"/>	<input checked="" type="checkbox"/>
Speed Profile	<input type="checkbox"/>	<input type="checkbox"/>	<input checked="" type="checkbox"/>
Acceleration Profile	<input type="checkbox"/>	<input type="checkbox"/>	<input checked="" type="checkbox"/>
Back and Down Swing Times	<input type="checkbox"/>	<input type="checkbox"/>	<input type="checkbox"/>
Swing Tempo	<input type="checkbox"/>	<input type="checkbox"/>	<input type="checkbox"/>
Deviation and Deviation Distance	<input type="checkbox"/>	<input type="checkbox"/>	<input type="checkbox"/>
Ball Metrics			
Ball Speed	<input checked="" type="checkbox"/>	<input checked="" type="checkbox"/>	<input checked="" type="checkbox"/>
Launch Angle	<input checked="" type="checkbox"/>	<input checked="" type="checkbox"/>	<input checked="" type="checkbox"/>
Total Distance	<input checked="" type="checkbox"/>	<input checked="" type="checkbox"/>	<input checked="" type="checkbox"/>
Carry Distance	<input checked="" type="checkbox"/>	<input checked="" type="checkbox"/>	<input checked="" type="checkbox"/>
Roll Distance	<input checked="" type="checkbox"/>	<input checked="" type="checkbox"/>	<input checked="" type="checkbox"/>
Flight Time	<input type="checkbox"/>	<input checked="" type="checkbox"/>	<input checked="" type="checkbox"/>
Angle of Descent	<input checked="" type="checkbox"/>	<input type="checkbox"/>	<input checked="" type="checkbox"/>
Apex Height	<input type="checkbox"/>	<input checked="" type="checkbox"/>	<input checked="" type="checkbox"/>
Spin Rate	<input type="checkbox"/>	<input checked="" type="checkbox"/>	<input checked="" type="checkbox"/>
Spin Axis	<input type="checkbox"/>	<input checked="" type="checkbox"/>	<input checked="" type="checkbox"/>
Spin Loft	<input type="checkbox"/>	<input checked="" type="checkbox"/>	<input checked="" type="checkbox"/>
Shot Shape	<input type="checkbox"/>	<input checked="" type="checkbox"/>	<input checked="" type="checkbox"/>
Lateral Landing	<input type="checkbox"/>	<input checked="" type="checkbox"/>	<input checked="" type="checkbox"/>
Low Point	<input type="checkbox"/>	<input type="checkbox"/>	<input checked="" type="checkbox"/>
Curve	<input type="checkbox"/>	<input type="checkbox"/>	<input checked="" type="checkbox"/>
Vertical Swing Plane	<input type="checkbox"/>	<input type="checkbox"/>	<input checked="" type="checkbox"/>
Horizontal Swing Plane	<input type="checkbox"/>	<input type="checkbox"/>	<input checked="" type="checkbox"/>
Horizontal Angle	<input type="checkbox"/>	<input type="checkbox"/>	<input type="checkbox"/>
Dynamic Loft	<input type="checkbox"/>	<input type="checkbox"/>	<input checked="" type="checkbox"/>
Side Total/Offline	<input type="checkbox"/>	<input type="checkbox"/>	<input type="checkbox"/>
Side Carry Distance	<input type="checkbox"/>	<input type="checkbox"/>	<input type="checkbox"/>
Distance to Apex	<input type="checkbox"/>	<input type="checkbox"/>	<input type="checkbox"/>
Back Spin	<input checked="" type="checkbox"/>	<input type="checkbox"/>	<input type="checkbox"/>
Side Spin	<input checked="" type="checkbox"/>	<input type="checkbox"/>	<input type="checkbox"/>
Side Angle	<input checked="" type="checkbox"/>	<input type="checkbox"/>	<input type="checkbox"/>